



**NSW Police Force**

# **Crime Prevention & Safety Tips for International Students**



## **Sydney City Police Area Command**



# Contents



**NSW Police Force**

3. How to Contact Us
4. Emergency Plus App
5. How to Identify Us
6. Plain Clothes Police
7. Virtual Kidnapping/Sextortion
8. Scams
9. Scams (cont.), Rental Properties & Employment
10. Cybercrime
11. Mail & Identity Theft
12. Domestic Violence
13. Sexual Assault
14. Alcohol Related Laws in NSW
15. Drink Spiking & Sexual Touching
16. Safety in the Street & Protect your Belongings
17. Weapons
18. Road Rules, Transport & Pedestrians
19. Cyclist Safety
20. Cyclist Safety (cont.)
21. E-Bikes
22. Beach Safety
23. How to find us

**CAVEAT:** This document has been compiled for educational purposes on behalf of Sydney City Police Area Command. The contents are to be used internally and not to be made public or published online. This document is for the benefit of and can be distributed amongst current students and staff at various educational institutions and student accommodation facilities in the Sydney City area. This document is not to be provided to people outside the scope of this CAVEAT unless prior permission of the Authors or Commander of Sydney City Police Area Command is given.



## How to contact us



**Triple Zero (000)**

For emergencies or life threatening situations.



**Police Assistance Line (131 444)**

For non emergencies.



**Crime Stoppers (1800 333 000)**

To provide crime information. It can be anonymous.

### For emergencies or life-threatening situations:

Call triple zero **000 immediately** and have your exact location details ready.

### When it is not an emergency:

Call the Police Assistance Line on 131 444. Or use the online community portal. This is to report minor crimes like stolen property, damaged vehicles or lost property e.g. if you lose your passport, phone etc.

### If you see something suspicious:

Call Crime Stoppers on 1800 333 000. This is to report issues such as suspected illicit drug dealing or possible terrorist related activity etc.

The triple zero **000** operator will ask who you need: **Police**, **Fire**, **Ambulance**.



NSW Police Force







## Emergency Plus App

The Emergency Plus app is an app that can be downloaded for free to smartphones, Android and iOS devices.

The app can help you to choose the right emergency number to call for help in emergency and non-emergency situations.

The app identifies your location via GPS tracking.

If you are unsure of your exact location, tell the operator the three words listed on the screen and the operator will be notified of your location.





## How to Identify Us

The NSW Police Force has many different units who wear different uniforms.

All of our police uniforms clearly show the NSW Police Insignia.







## Plain Clothes Police


If a police officer is in plain clothes and they want to arrest, search or ask an individual to 'move-on', the officer must tell the person that they are a police officer and state their name, rank and station and show them their ID.

You can always ask a Police Officer to provide their identification.



## We don't look like this...





## Virtual Kidnapping

- NSW Police is urging the community to be on alert following a rise in suspicious phone calls, also known as 'virtual kidnapping' scams, targeting Chinese international students
- Have a look at the police website for more information
- [https://www.police.nsw.gov.au/safety\\_and\\_prevention/crime\\_prevention/virtual\\_kidnapping](https://www.police.nsw.gov.au/safety_and_prevention/crime_prevention/virtual_kidnapping)

## SCAM ALERT!

### VIRTUAL KIDNAPPINGS:

Scammers impersonate Chinese government authorities or military officials and extort the victim. They tell the victim they have been implicated in a crime and need to pay money to avoid deportation. As the scam escalates, through coercion, they get victims to stage their **OWN** fake kidnapping. The families involved are led to believe the victim is in danger and a ransom needs to be paid to secure their release.

#### HOW TO REPORT:

1. In an EMERGENCY call 000.
2. Call the Police Assistance Line (PAL) 131 444 (for all non-emergency reporting).

**DO NOT** send any money and **HANG** up the call immediately.

**DO NOT** reveal any **PERSONAL** information.

**DO** collect as much information/data about the scammer as possible.

**DO** report any suspicious scam/behaviour to Police & ScamWatch.

**DO** speak to friends/family about the incident for support.

**DO** contact the Chinese Consulate for advice and to report.



## Sextortion

- *Never send intimate photos/videos to people you meet online.*
- *Never share your personal information or bank details even if they offer to give you money.*
- *Do not pay or comply with extortion demands. They may ask for more money or release your photos/ videos anyway.*
- *Take screenshots of the communication text and profile.*
  - *After gathering evidence, report the account to the platform and block it.*

## SEXTORTION

Sexual extortion (or sextortion) is a form of blackmail where someone threatens to share intimate personal images of you online unless their demands are met. These demands are typically for money, more intimate images or sexual favours.

**NSW Police Force takes sexual extortion seriously and there are consequences.**

In NSW the recording or capture, distribution, as well as the threat to record or distribute, an intimate image is against the law.

**If you experience image-based abuse police can investigate.**

Do not pay or send any more images or videos of yourself.

Stop all contact with the blackmailer


Notify the relevant social media platform

Secure your accounts.

**Remember, it is not your fault**, you are not alone and you have not done anything wrong.







## Scams

**Phone call advising there is a...**



**WARRANT  
FOR YOUR ARREST?**

**STOP**

Never buy gift cards or iTunes cards to make a payment.

**IT'S A SCAM**

If you have been contacted and asked to do this,

**REPORT IT TO  
POLICE**

**\$30**

**App Store & iTunes**


**350\$**

**#itsascam**  
Australian government departments won't ask you for payment using gift cards either!

- Scammers will often call people and claim to be police officers, a member of the Australian Tax Office or other government officials.
- Scammers typically ask for money to be sent via wire transfer or will ask you to buy iTunes cards to pay an outstanding debt.
- **Be on guard, if you receive a phone call from someone saying you have an arrest warrant and asking you to pay a fee, hang up and do not respond. If in doubt, don't use the contact details provided - look up the government department or organisation yourself in the phone book or online and phone or email them.**

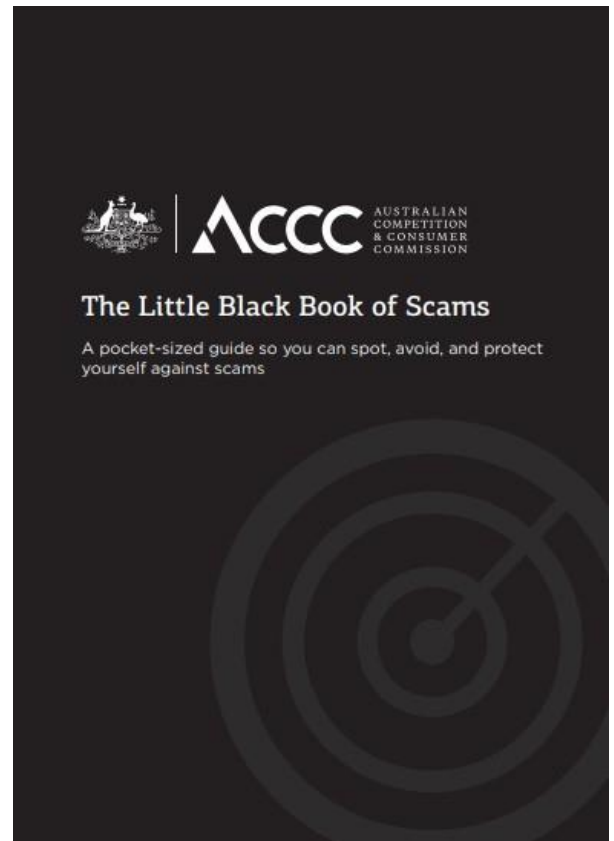




## Scams (cont.)

Check out “The Little Black Book of Scams” this is a great and free resource that gives you information about all the common scams that are currently being used by criminals.

<https://www.accc.gov.au/publications/the-little-black-book-of-scams>




### Remember:

- Scams are constantly changing and scammers are using a variety of techniques to target their victims.
- Most scams aim to get either money, your personal information or both.
- Scammers will usually pose as staff from various organisations to try and convince you they are real.

## Rental Properties & Employment

- Rental scams are increasing and you need to be careful. For information about your rights & responsibilities go to the Fair Trading website...  
<https://www.fairtrading.nsw.gov.au/housing-and-property/renting>
- Don't get taken advantage of in the workplace. Find out about pay, hours, conditions and more on the Fair Work website...
  - <https://www.fairwork.gov.au/employment-conditions>
  - <https://www.fairtrading.nsw.gov.au/help-centre/youth-and-seniors/youth/international-students>



# Cybercrime

## ARE YOU A VICTIM OF CYBERCRIME?

### ReportCyber

is the place to securely report cybercrimes



## cyber.gov.au/report

If you require translator services, visit [www.tisnational.gov.au](http://www.tisnational.gov.au)





### Your report:

- Will be referred directly to the relevant state or territory law enforcement agency.
- Provides vital information to help target cybercriminals; and
- Helps make Australia the most secure place to connect online.

Developed as a national policing initiative with:



Learn how to better protect yourself or your business.  
**CYBER.gov.au**




## ☐ Cyber.gov.au/report

- Cyber Abuse
- Online fraud
- Identity theft

## ☐ Scamwatch.gov.au

- To report a scam where you received no loss of personal information or money





# Mail & Identity Theft

**IF YOUR MAIL GETS  
STOLEN, THIEVES  
CAN CREATE A  
FALSE IDENTITY.  
IN YOUR NAME.**



**HERE ARE FOUR EASY WAYS TO STOP THEM:**



**1**

**Is your mailbox secure?**

Locking your letterbox with a non-master key lock is a great way of securing your mail from theft.



**2**

**How often do you clear your mailbox?**

Do it daily. Overflowing mailboxes are a criminals paradise.



**3**

**Are you getting a new credit card?**

Arrange to collect it in person.



**4**

**Are you going on holiday?**


Have a friend or relative clear your mail daily. Australia Post also offers a Mail Hold service for a reasonable fee. They'll hold your mail at the post office until you return from your trip. Find out more at [auspost.com.au](http://auspost.com.au) or call 13 POST (13 76 78).

Crime Stoppers collects information which may help Police solve a crime. Some people prefer not to become involved in a police investigation and therefore may not share what they know about a crime directly with Police. Crime Stoppers welcomes that same crime information and the person providing it does not need to give his or her name.

You will be provided with a unique code when you contact Crime Stoppers. Use this code number when providing further information or to enquire about a reward. You can contact Crime Stoppers 24 x 7 x 365 by phone or online.



**MailSafe**  
A failsafe against mail theft.  
[www.mailsafe.org.au](http://www.mailsafe.org.au)



# Domestic Violence

- Police treat DV seriously and will **ALWAYS** take action for reports of domestic violence
- Domestic Violence is not limited to intimate relationships.
  - Shared household = domestic relationship



**YOU MAKE THE CALL.  
WE'LL MAKE IT STOP.**

If you are experiencing domestic violence,  
report it to the police. We'll make it stop.


[www.police.nsw.gov.au/dv](http://www.police.nsw.gov.au/dv)  
Call the Police Assistance Line on 131 444 to contact your  
local specialist Domestic Violence Liaison Officer.  
Always call Triple Zero (000) to report domestic violence if you  
have fears for your own, or somebody else's, immediate safety.

 **NSW**  
GOVERNMENT

 **NSW Police Force**

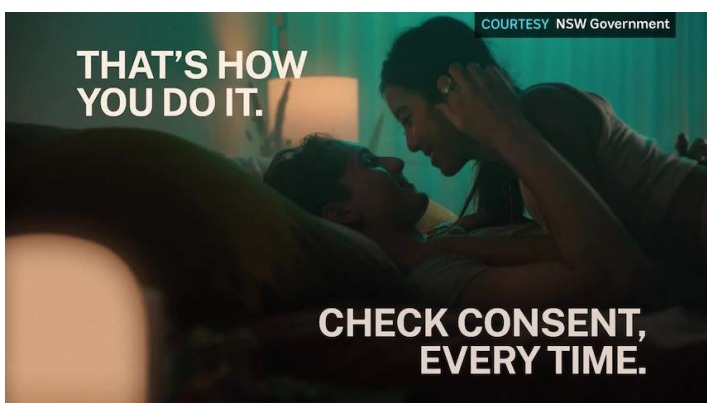
**IF YOU BECOME A VICTIM OF DOMESTIC VIOLENCE CALL POLICE.**  
For more information on Domestic Violence visit the NSW police website on:  
[https://www.police.nsw.gov.au/crime/domestic\\_and\\_family\\_violence](https://www.police.nsw.gov.au/crime/domestic_and_family_violence)





# Sexual Assault

- It's important to check for consent, every time.
- Sexual assault is a serious crime that can impact anybody.
- NSW Police Force understands that reporting sexual assault can be distressing and traumatic, especially for international students.
- Experienced investigators will explain all the available options to the student, then take their statement if they wish to formally report the matter.
- The police can also organise extra support including medical care and counselling for victims, using a range of government and non-government agencies.
- For more information (11 languages) go to - <https://rlc.org.au/resources/legal-self-help/your-body-your-choice-sexual-assault-factsheet>





# Alcohol-Related Laws in NSW



Persons under the age of 18 years are not permitted in this area by law.

NSW Communities  
Office of Liquor, Gaming & Racing

## ▪ Photo ID


- Must be presented when purchasing alcohol or trying to enter a licensed premises.

## • Applying for a NSW Photo Card

- NSW Photo Cards may be used as photo identification if students don't have a NSW Driver Licence.
- You can apply for a photo card at:  
<https://www.service.nsw.gov.au/transaction/apply-nsw-photo-card>
- NSW Photo Cards cost approx. \$56 from a local Service NSW.

# NO EXCUSE!

**\$550 on the spot fine**



You will be refused entry or asked to leave this venue immediately if you are:

- intoxicated
- violent
- quarrelsome
- disorderly
- smoking in a smoke-free area
- using or in possession of prohibited drugs

If you are refused entry or asked to leave for being intoxicated, violent, quarrelsome or disorderly, you must:

- leave the vicinity of the premises (more than 50 metres)
- not re-enter or attempt to re-enter the premises within 24 hours
- not re-enter the vicinity of the premises for six hours

**If you don't comply you're committing a crime.**

NSW Trade & Investment  
Office of Liquor, Gaming & Racing

# UNDER 25?

**Be prepared to show ID to prove you are at least 18 on entry or when buying alcohol**

The ONLY acceptable forms of proof of age in NSW are a current:


- Driver or rider's licence (issued in Australia or another country)
- NSW Photo-card
- Passport (issued by Australia or another country)
- Proof of Age card (issued by Australian state or territory except NSW)



**If you're under 18, you can be fined up to \$2,200 if you enter a venue illegally or obtain/consume alcohol.**

NSW Communities  
Office of Liquor, Gaming & Racing





## Drink Spiking & Sexual Touching

Going to parties, pubs or clubs?

Be alert and watch your drinks. Don't leave them unattended or you may become a victim of drink spiking.

What are the signs?

- Unconscious/blackouts
- Nausea/vomiting
- Short-term memory loss
- Confusion/disorientation
- Hallucinations
- Altered perception of time
- Loss of feeling

### DRINK SPIKING



Drink spiking is when someone deliberately adds alcohol or another drug to your drink without your knowledge and it is illegal in all Australian states and territories. When you're out at a pub, club or party protect yourself:

- Watch your drinks
- avoid sharing drinks
- if someone you don't know well offers you a drink, go to the bar with them
- many people have their drinks spiked by someone they know: to avoid this, buy or pour your own drinks
- keep an eye on your friends and their drinks.

Drink spiking is serious: In an emergency, telephone triple zero (000) or the nearest police station. For information about sexual assault, or for counselling or referral, call **1800RESPECT**.

(source: <https://adf.org.au/insights/drink-spiking/>)

### How to help someone:

Stay with them and keep talking to them

Tell a staff member or security

Call an ambulance 000

Report the incident to police



## SEXUAL TOUCHING

Without consent from the person,


### IT'S AN OFFENCE

Maximum penalty – 5 years imprisonment



Call **1800 737 732 (1800RESPECT)** for assistance, or scan the QR code





## Safety in the Street


- **Avoid walking alone at night.**  
If alone, walk in well-lit areas where there are lots of people or catch public transport/taxi.
- **Be aware of your surroundings**  
Be alert and aware of what's going on around you. Street names? Landmarks?
- **Don't use shortcuts or back lanes.**  
Isolated areas can be a risk.



## Protect your Belongings

- **Don't carry large amounts of money**
  - Never carry more cash than you need.
- **Protect your bag**
  - Make sure it is zipped up and not easily accessible.
  - Do not put your bag on the floor or hang it over a chair.
  - Avoid bags dangling by your side.
- **Don't carry important documents or valuables with you.**
  - Leave your valuables & passports in a safe place.
- **Do not leave your valuables unattended or in an unattended vehicle**
  - Don't leave your phone or laptop sitting around





## Weapons

- In Australia, individuals cannot carry any weapons of any kind for self-defence. If someone is caught carrying any of the below items, police will arrest and charge them.
- Section 11(3) of the Weapons Prohibition Act 1998 (NSW) states that *“The possession or use of a prohibited weapon for personal protection, or for the protection of any other person, is not a genuine reason for the possession or use of the weapon.”*

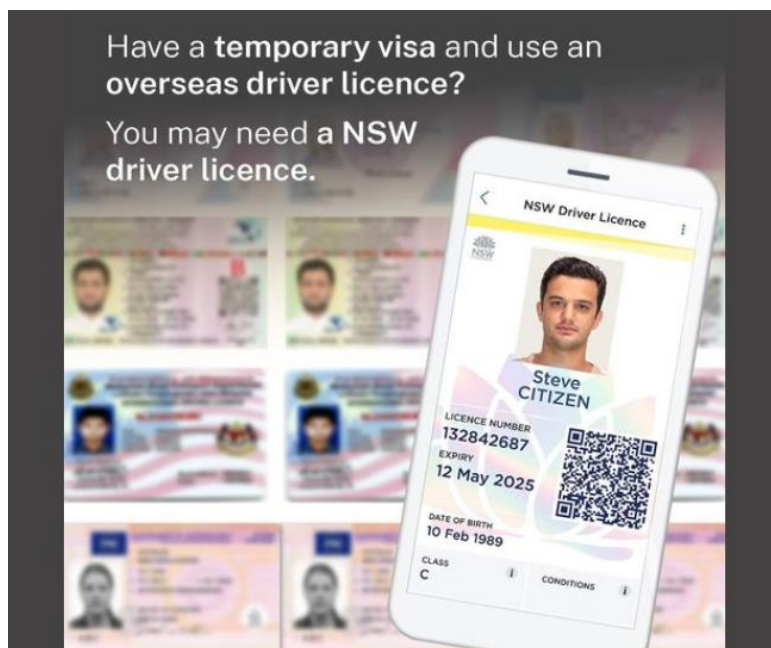




## Road Rules & Transport

For more information on NSW road rules, please visit <https://www.service.nsw.gov.au/transaction/nsw-road-rules>

Please note: Service NSW has an option to choose your own language.



NSW Road Safety - NSW GOV

17h ·

On 1 July 2023, the rules changed for temporary visa holders.

Temporary visa holders must change to a NSW driver licence to drive if:

- you enter NSW on or after this date and,
- intend to live in NSW for six months or more

Find out more: [www.nsw.gov.au/overseasdriver](http://www.nsw.gov.au/overseasdriver)

## Safety Tips for Pedestrians

- Always use pedestrian crossings, it's the safest way to cross the road.
- Check for turning vehicles before you leave the kerb, and while you are crossing the road
- At traffic lights, you must wait for the lights to turn green, regardless of the conditions.

Failing to adhere to this road rule could result in a fine between \$75-\$220.







# Cyclist Safety

No bicycle helmet?...



= a \$352 fine!





## Cyclist Safety (cont.)

An Australian Standard (AS/NZ 2063:2008) helmet must be worn. The following are not considered bicycle helmets...



- Always lock the wheels and frame to a secure object.
- Always park your bicycle in a well-lit and populated area.
- Always record the serial number, brand and model of your bicycle. Take a photo & keep the receipt.
- Never leave your bicycle unattended and unsecured!







# MOTORISED BICYCLES

## 'E-Bikes'



NSW Police Force

Some electric motorised bicycles known as 'e-bikes' are **LEGAL** to ride in public in NSW if they comply with certain **CONDITIONS**.



There are only two types of **permitted e-bikes**:

- **Power-assisted pedal cycles**
- **Electric power-assisted cycles**

**BUT** they must be designed to be propelled primarily by the rider. They **cannot be propelled exclusively by the motor** and **cannot exceed 25km/h**.

Bicycles powered by electric motors are intended only to assist when riding uphill or into a headwind, **NOT** to be the primary source of propulsion.

Electric powered bicycles which don't comply with these conditions **cannot be ridden on roads, or road related areas (such as footpaths shared paths and cycleways) in NSW, except on private land.**

**Anyone caught riding an illegal electric powered bicycle on a road or road-related area in NSW can face fines starting from \$704.**

Further information is available at [roadsafety.transport.nsw.gov.au](https://roadsafety.transport.nsw.gov.au)





# Beach Safety

**YOU CAN SURVIVE A**  
**RIP CURRENT**  
**BY KNOWING YOUR OPTIONS**

**AVOID RIP CURRENTS**  
**SWIM BETWEEN THE RED AND YELLOW FLAGS**

If you're caught in a rip current, stay calm, conserve your energy and consider these options:

- Seek help. Raise your arm and call out. You may be rescued.
- Float with the current. It may return you to a shallow sandbank.
- Swim parallel to the beach or towards the breaking waves. You may escape the rip current.

**Reassess the situation** If what you're doing isn't working, try one of the other options until you return to shore or you're rescued.

Visit [beachsafe.org.au](http://beachsafe.org.au) or download the app to find out what you don't know about rips.

[www.beachsafe.org.au](http://www.beachsafe.org.au)

- Go to this website to learn more about
  - Flags & signs
  - Lifeguards
  - Rip currents
  - Waves
  - Sun Safety
  - Alcohol & drugs
  - Rock fishing



If you are in the water, be mindful of rip currents. Don't swim against the rip, swim to the side until you can break free from the rip current.





# How to find us

This is a 24-hour police station

## Day Street

192 Day St, Sydney

NSW 2000

PH: 02 9265 6499



**CAVEAT:** This document has been compiled for educational purposes on behalf of Sydney City Police Area Command. The contents are to be used internally and not to be made public or published online. This document is for the benefit of and can be distributed amongst current students and staff at various educational institutions and student accommodation facilities in the Sydney City area. This document is not to be provided to people outside the scope of this CAVEAT unless prior permission of the Authors or Commander of Sydney City Police Area Command is given.