

Overview

This article provides information on how to log into the Canvas Mobile App on your mobile device.

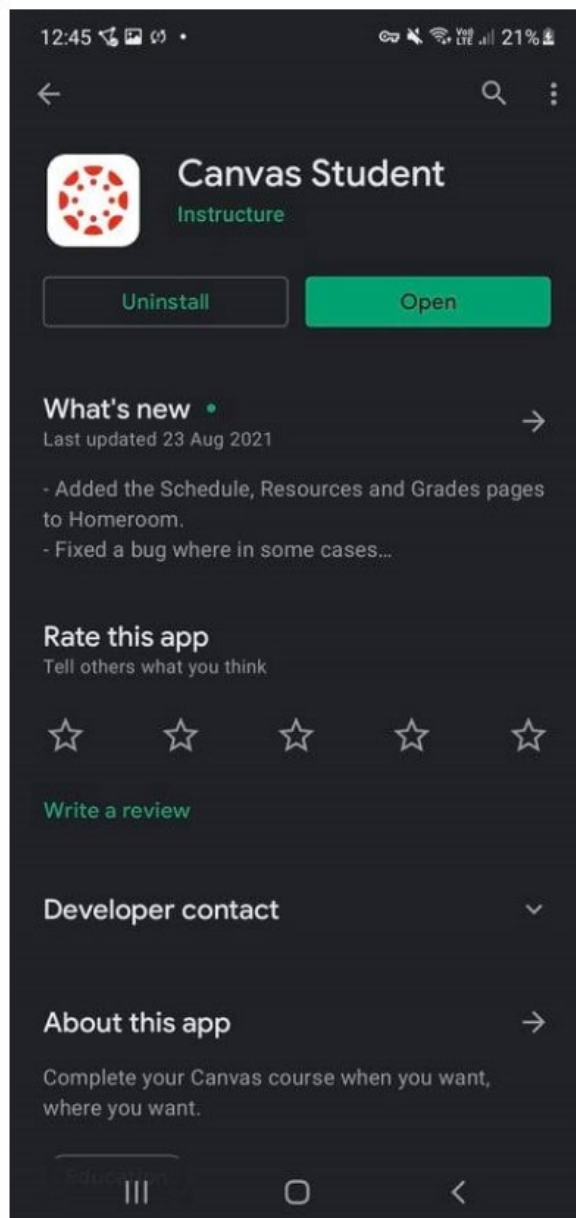
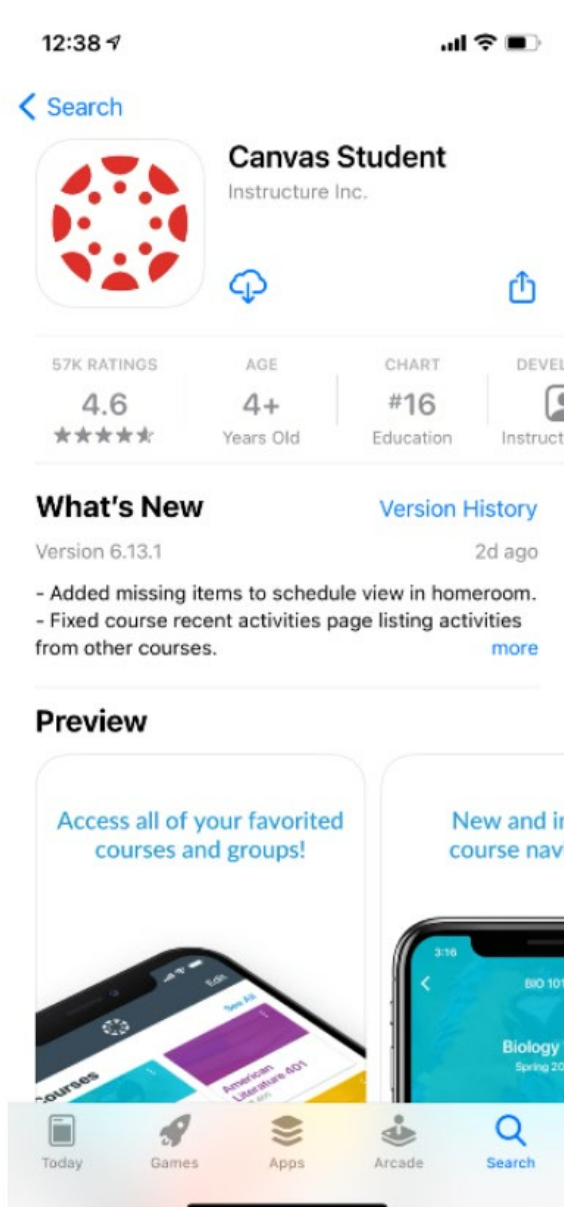
Prerequisites

In order to follow this article you must have:


- Activated your UTS Email
- Have access to a mobile device

Procedure

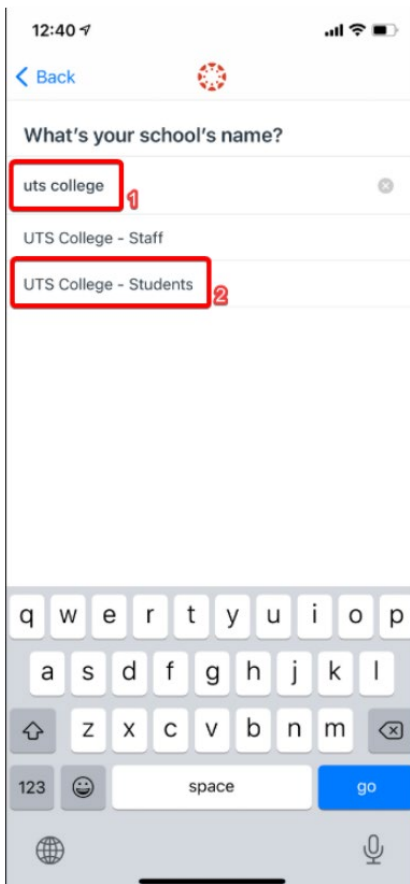
1. Search for "Canvas Student" in your app store/google play store.



2. Click the **Find my school** button.



3. Type in “**UTS College**” and select “UTS College – Students” option.




4. Enter your UTS email address, e.g. 3xxxxxx@student.uts.edu.au

12:42

[Back](#) canvas.utscollege.edu.au

Sign-in with your Insearch LTD account to access Canvas
Insearch

 UTS College | UNIVERSITY OF TECHNOLOGY SYDNEY

StudentID@student.uts.edu.au (Student)
firstname.lastname@insearch.edu.au (Staff)

Username

This field cannot be left blank

Remember me

Next


Need help signing in?

Powered by Okta [Privacy Policy](#)


5. Then enter your UTS email password.


12:42

[Back](#) canvas.utscollege.edu.au

Connecting to 

Sign-in with your Insearch LTD account to access Canvas
Insearch

 UTS College | UNIVERSITY OF TECHNOLOGY SYDNEY



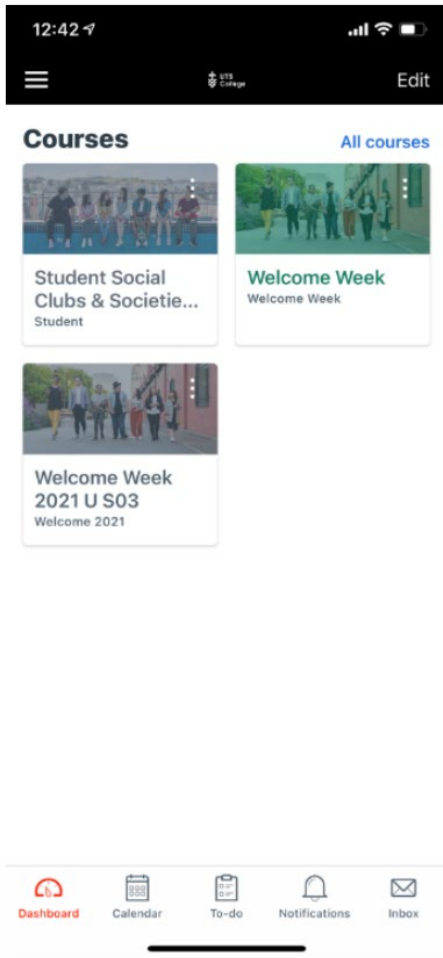
Password

Password

Verify

[Back to sign in](#)

6. Now you should be able to view your course on your mobile device!



If you have any questions or concerns, please contact the ITDS Service Desk at +61 2 9218 7000 or log a ticket via <https://servicedesk.utscollge.edu.au/>.